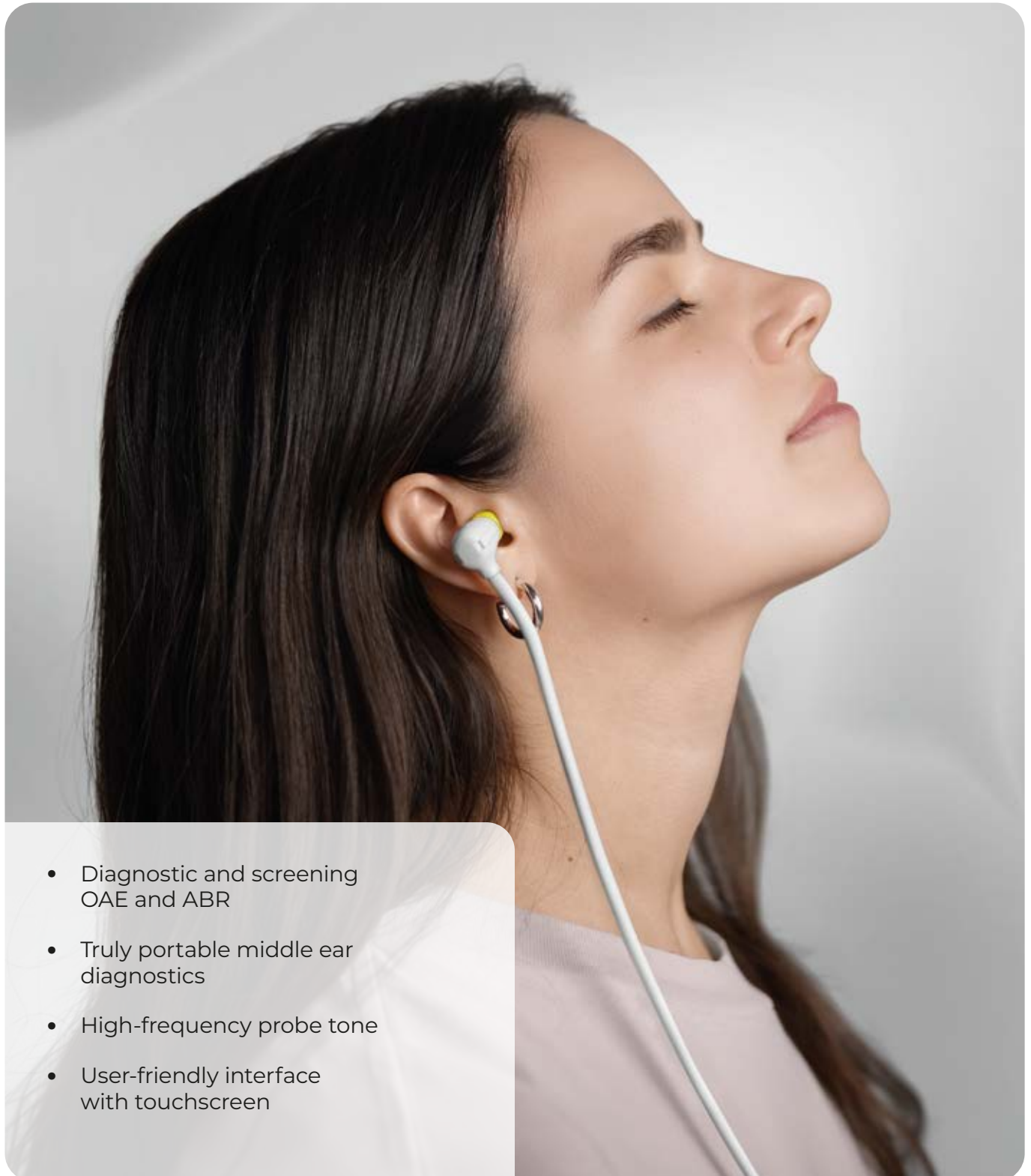




Audio-SMART

Portable System for OAE, ABR, Impedance Testing and Hearing Screening



- Diagnostic and screening OAE and ABR
- Truly portable middle ear diagnostics
- High-frequency probe tone
- User-friendly interface with touchscreen

PROGRESS FROM SCREENING TO ADVANCED DIAGNOSTICS

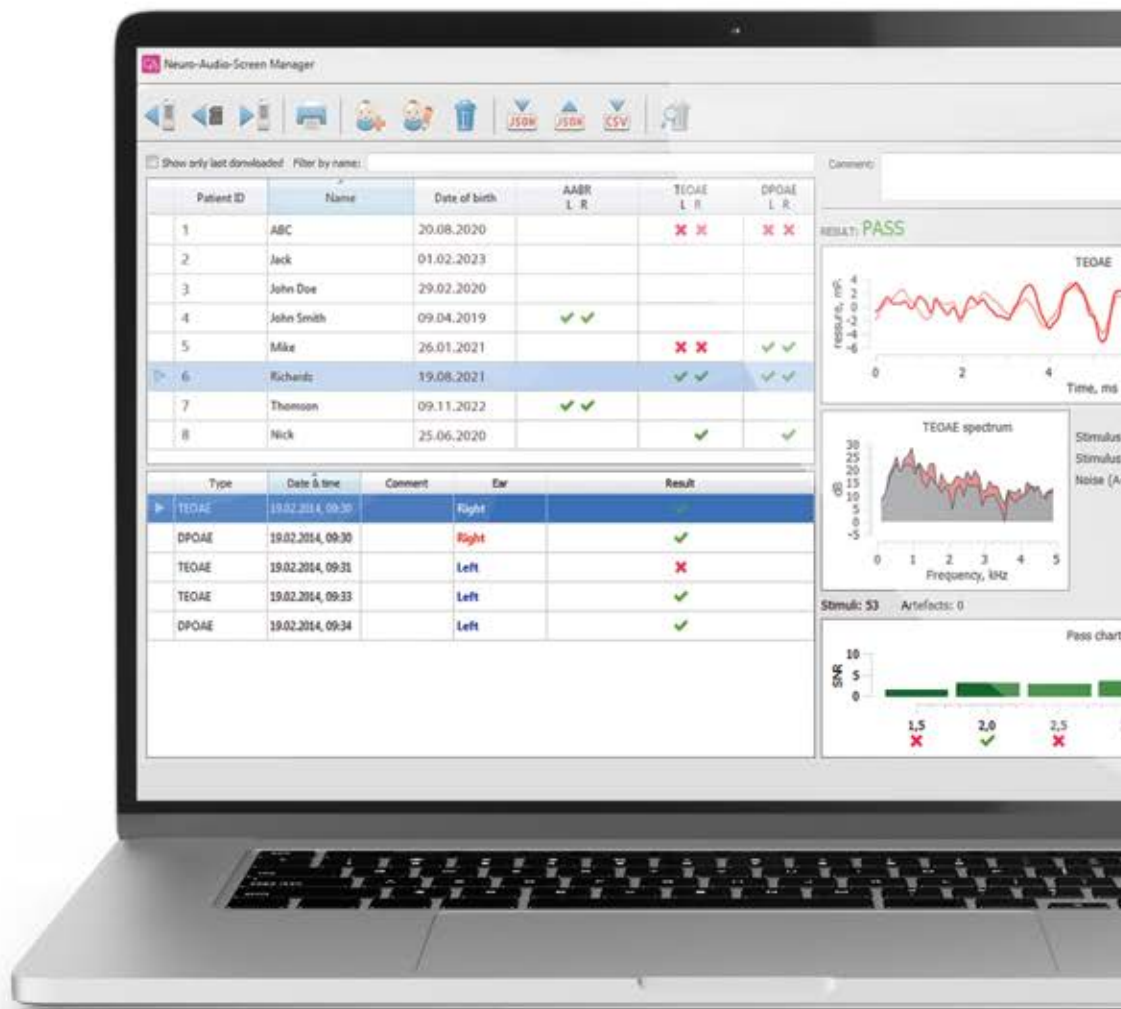
Audio-SMART is a state-of-the-art system that combines our experience and the best modern technologies. Developed for future needs, it meets all present-day requirements for hearing screening and diagnostics. You can conduct both quick hearing screening (TEOAE, DPOAE, AABR, ABR) and complete examination of the middle ear using the following tests: tympanometry, Eustachian tube function, acoustic reflex and acoustic reflex decay.



ALL-IN-ONE DATABASE

Neuro-Audio-Screen Manager software allows reviewing the results of hearing screening and diagnostic tests done with the Audio-SMART device. The software maintains a single database for all your Audio-SMART tests:

- all patients and exams are in one database
- flexible search options
- automatic data backup
- recycle bin for secure removal of patients and exams



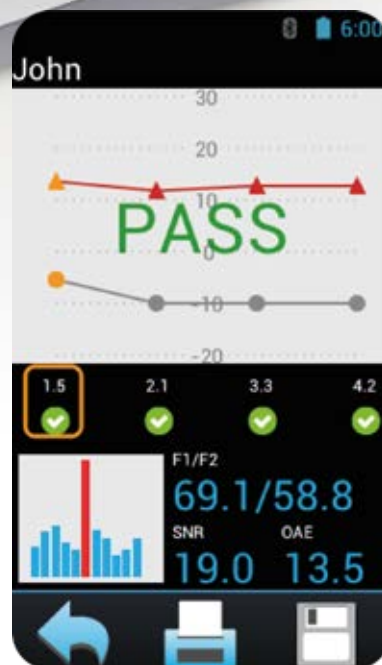
CREATE YOUR UNIQUE CONFIGURATION

Audio-SMART is a modular platform that allows you to create your own combination. Do not spend money on a new device; you can start working with a minimal set of techniques and expand the device functionality if necessary. Your device can easily transform from screening to diagnostic one: simply add the ABR and AABR modules. Experience full flexibility — create a middle ear analyzer by integrating the impedance module.



TEOAE

Along with the PASS/REFER result, you get more information for diagnostic purposes: response waveform, spectrum, graphic presentation of SNR in different bands, etc.



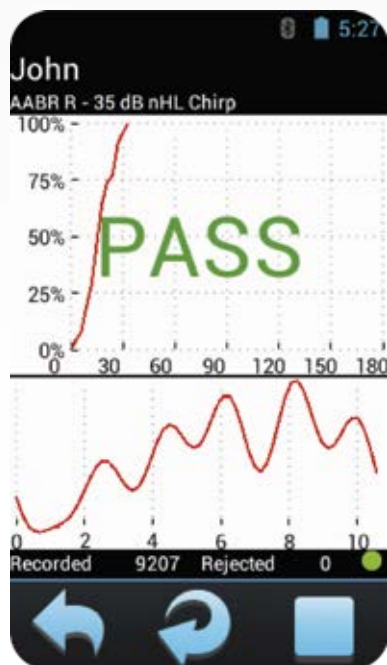
DPOAE

This test allows obtaining results in noisy conditions. You can perform not only screening but also diagnostics with up to 12 frequencies. Response spectrum, residual noise and estimated DP level for each frequency are available for evaluation.

SIMPLIFIED SCREENING AND DIAGNOSTICS

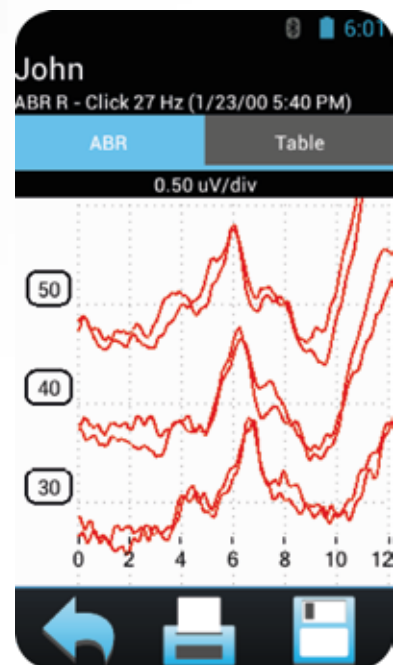
Audio-SMART is ideal for all stages of the audiological screening of newborns. It allows you to record TEOAE, DPOAE and ABR, as well as automatic ABR, which is recommended for screening in risk groups to identify patients with auditory neuropathy. Just select the set of modules required specifically for your needs.

Audio-SMART comes with a set of pre-defined templates that meet the most common recording conditions (Noisy — screening, Normal — screening, Quiet — screening). Use them or create your own to get the best results any time. Set noise level, intensity, SNR pass criteria and other parameters in the device settings.



AABR

High stimulus repetition rate and the Chirp stimuli compensating for traveling wave delay guarantee fast response detection time. An advanced algorithm of response analysis in the frequency domain allows for automatic detection of response in difficult conditions with high electromagnetic interference.



ABR

You can record ABR curves with several stimulus levels per test sequence, set wave V marker to measure latencies and generate an intensity-latency table. The multi-touch feature of the screen allows zooming curves easily when finding ABR waves.

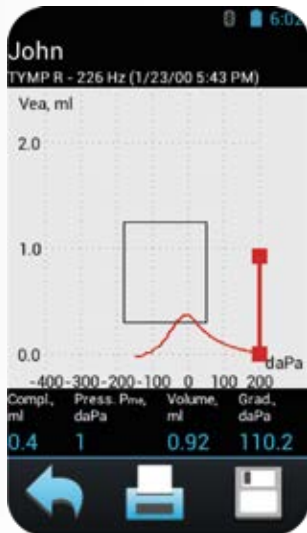
EXTEND YOUR AUDIO-SMART FUNCTIONALITY TO A MIDDLE EAR ANALYZER

You can easily adapt Audio-SMART to your requirements. The impedance measurement module allows you to turn Audio-SMART into a portable middle ear analyzer.

Audio-SMART is intended to conduct acoustic impedance tests, namely, tympanometry, Eustachian tube function test, acoustic reflex test and acoustic reflex decay test.

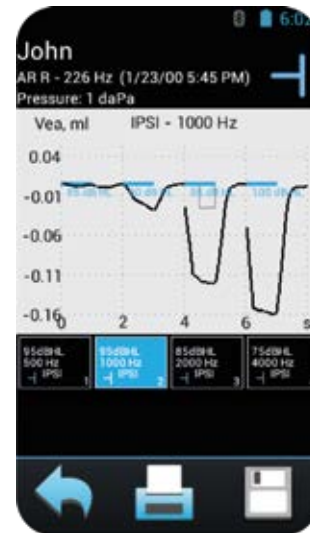
Audio-SMART can be used for examination of the middle ear in patients of all ages.





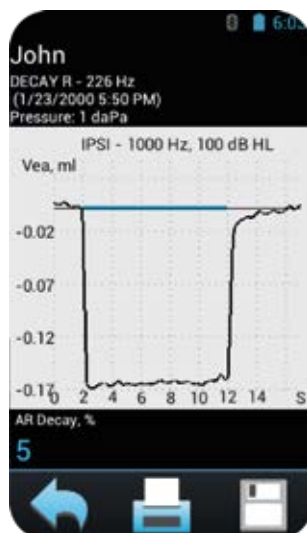
TYMPANOMETRY

Audio-SMART provides 226, 678, 800 and 1000 Hz tympanometry. You can easily switch between probe tones, standard and extended ranges during testing. Up to 4 tympanograms with different settings can be done in one session. You can choose the auto-stop setting when the measuring is stopped automatically after the peak has been detected.



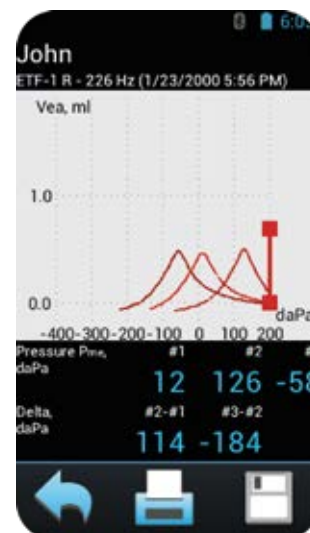
ACOUSTIC REFLEXES

Acoustic reflexes are measured ipsi- and contralaterally. The Automatic Gain Control function maintains a safe and accurate intensity of stimulation for small ear canal sizes. Continuous monitoring and recording of middle ear immittance changes is performed in the External AR mode. This mode allows recording acoustic reflexes induced by an external stimulator that can be synchronized if it is connected to the plusTymp trigger input. This option allows measuring acoustic reflexes evoked by a cochlear implant.



ACOUSTIC REFLEX DECAY

Acoustic reflex decay is defined as a decrease from the maximum change in admittance during sustained acoustic stimulation. Reflex decay test can be performed with ipsilateral as well as contralateral stimulation.



EUSTACHIAN TUBE FUNCTION TEST

The intact eardrum can be tested with the Eustachian tube function test using three tympanograms on one screen (normal, Valsalva maneuver and Toynbee test).

NEUROSOFT AUDIOLOGY PRODUCT LINE

Neuro-Audio



aTymp



aScreen



APPLICATION

Clinical ABR&OAE analyzer

Tympanometer

OAE screening

TESTS

ABR, MLR, LLR, ECoChG, VEMP, ASSR, multi-ASSR, P300, MMN, TEOAE, DPOAE

Tympanometry, AR, AR decay, ETF-1, ETF-2

TEOAE, DPOAE

HARDWARE

PC-based

Mobile terminal or PC-based

Mobile terminal or Android device



www.neurosoft.com, info@neurosoft.com
Phone: +7 4932 95-99-99
5 Voronin str., Ivanovo, 153032, Russia



Up to 2-year warranty



24/7 customer support



Software updates



Educational videos